



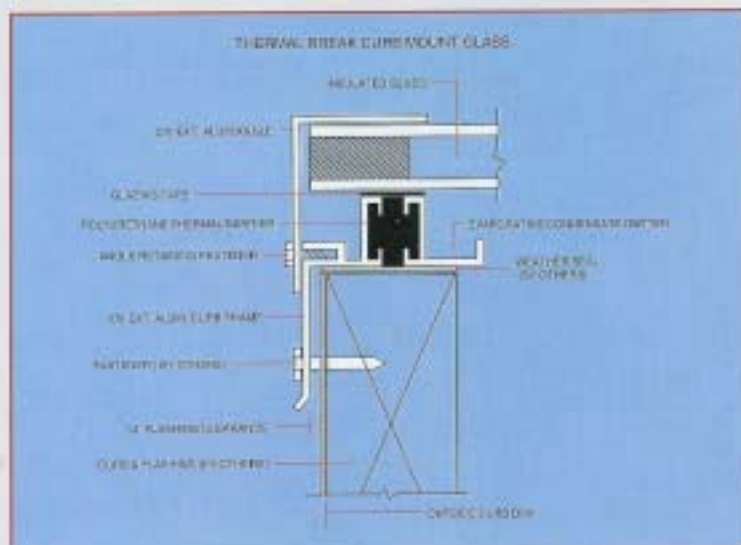

n *n* *n*
BIRDVIEW SKYLIGHTS
THE CLEAR CHOICE



Commercial and Residential

THERMAL BREAK CURB MOUNT

INSULATED GLASS



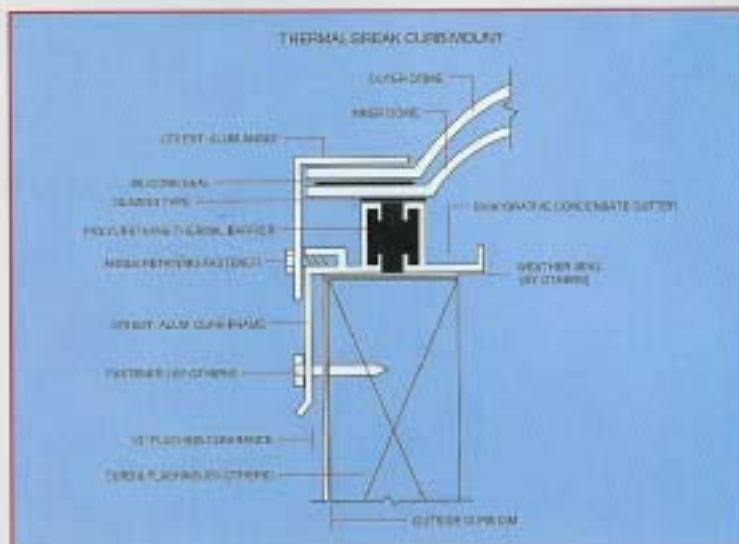
SIZE SELECTION CHART

Square			
Model #	Out Curb Dim.	Model #	Out Curb Dim.
TBCMG1818	17 1/4 X 17 1/4	TBCMG3636	36 X 36
TBCMG2424	24 X 24	TBCMG4848	48 X 48
TBCMG2626	25 1/4 X 25 1/4	TBCMG5050	49 1/4 X 49 1/4
TBCMG3434	33 1/4 X 33 1/4	TBCMG6060	59 1/4 X 59 1/4
Rectangle			
TBCMG1820	17 1/4 X 19 1/4	TBCMG2638	25 1/4 X 37 1/4
TBCMG1826	17 1/4 X 25 1/4	TBCMG2650	25 1/4 X 49 1/4
TBCMG1834	17 1/4 X 33 1/4	TBCMG2660	25 1/4 X 59 1/4
TBCMG1850	17 1/4 X 49 1/4	TBCMG2674	25 1/4 X 73 1/4
TBCMG1860	17 1/4 X 59 1/4	TBCMG2694	25 1/4 X 93 1/4
TBCMG1874	17 1/4 X 73 1/4	TBCMG3450	33 1/4 X 49 1/4
TBCMG2436	24 X 36	TBCMG3648	36 X 48
TBCMG2448	24 X 48	TBCMG3460	33 1/4 X 59 1/4
TBCMG2460	24 X 60	TBCMG3474	33 1/4 X 73 1/4
TBCMG2472	24 X 72	TBCMG3494	33 1/4 X 93 1/4
TBCMG2496	24 X 96	TBCMG5060	49 1/4 X 59 1/4
TBCMG2634	25 1/4 X 33 1/4	TBCMG5074	49 1/4 X 73 1/4

Thermal Break Curb Mount Glass is available in various tints and glazing options. Reference page 8 for glazing data.

Specifications: Insulated Glass skylights shall be Birdview's Thermally Broken Curb Mount Model (TBCMG) (size) as manufactured by Birdview Skylights, 201 Longhorn Rd., Fort Worth, Texas 76179. The skylights shall be factory assembled unit(s), each consisting of insulated glass (specify tint and special coatings) _____ glazing, to support 40 PSF live load with a .078 extruded aluminum frame with polyurethane thermal break to prevent condensation on interior portions of aluminum frame and .070 extruded aluminum glazing retaining angle. The skylights are to be completely sealed between glass and frame members. Each unit will have evaporative condensate gutters, with no weep holes, to prevent air infiltration or exfiltration. Glazing materials are not designed to support the weight of a person.

PLASTIC DOMED OR PYRAMID



SIZE SELECTION CHART

Square			
Model #	Out Curb Dim.	Model #	Out Curb Dim.
TBCMG1818	17 1/4 X 17 1/4	TBCMG4848	48 X 48
TBCMG2424	24 X 24	TBCMG5050	49 1/4 X 49 1/4
TBCMG2626	25 1/4 X 25 1/4	TBCMG6060	59 1/4 X 59 1/4
TBCMG3434	33 1/4 X 33 1/4	TBCMG7474	73 1/4 X 73 1/4
TBCMG3636	36 X 36	TBCMG9494	93 1/4 X 93 1/4
Rectangle			
TBCMG1820	17 1/4 X 19 1/4	TBCMG2650	25 1/4 X 59 1/4
TBCMG1826	17 1/4 X 25 1/4	TBCMG2674	25 1/4 X 73 1/4
TBCMG1834	17 1/4 X 33 1/4	TBCMG2694	25 1/4 X 93 1/4
TBCMG1850	17 1/4 X 49 1/4	TBCMG3450	33 1/4 X 49 1/4
TBCMG1860	17 1/4 X 59 1/4	TBCMG3648	36 X 48
TBCMG1874	17 1/4 X 73 1/4	TBCMG3460	33 1/4 X 59 1/4
TBCMG2436	24 X 36	TBCMG3474	33 1/4 X 73 1/4
TBCMG2448	24 X 48	TBCMG3494	33 1/4 X 93 1/4
TBCMG2460	24 X 60	TBCMG5060	49 1/4 X 59 1/4
TBCMG2472	24 X 72	TBCMG5074	49 1/4 X 73 1/4
TBCMG2496	24 X 96	TBCMG5094	49 1/4 X 93 1/4
TBCMG2634	25 1/4 X 33 1/4	TBCMG6074	59 1/4 X 73 1/4
TBCMG2638	25 1/4 X 37 1/4	TBCMG6094	59 1/4 X 93 1/4
TBCMG2650	25 1/4 X 49 1/4	TBCMG7494	73 1/4 X 93 1/4

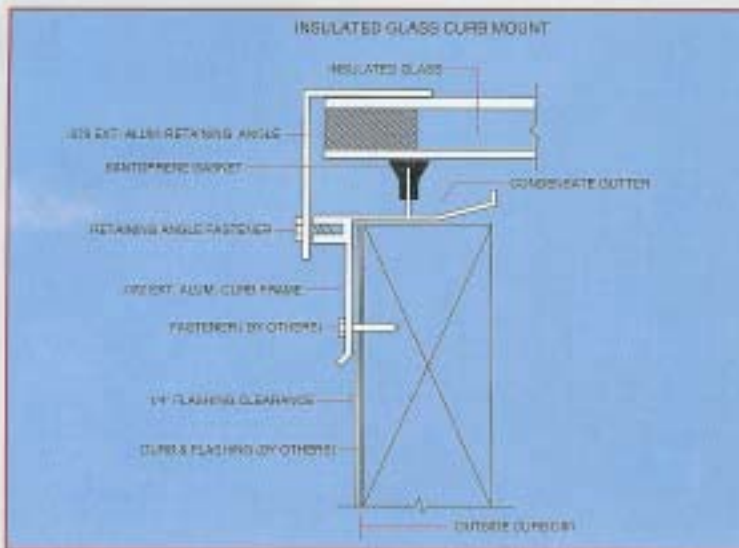

Thermal Break Curb Mount plastic domed or pyramid units are available in acrylic or polycarbonate plastic. Reference page 8 for glazing data.

Add letter P after TBCM for pyramid style units.

Specifications: Plastic (Dome or Pyramid) skylights shall be Birdview's Thermally Broken Curb Mount Model (TBCM) (size) as manufactured by Birdview Skylights, 201 Longhorn Rd., Fort Worth, Texas 76179. The skylights shall be factory assembled units, each consisting of sealed (acrylic or polycarbonate) _____ (domes or pyramids) _____ made from Birdview's (tint) _____ material to support 40 PSF live load, with .078 extruded aluminum frame with polyurethane thermal break to prevent condensation on interior portions of aluminum frame and .070 glazing retaining angle. Each unit will have an evaporative condensate gutter with no weep holes, to air prevent infiltration or exfiltration. Glazing materials are not designed to support the weight of a person.

STANDARD CURB MOUNT

FLAT GLASS



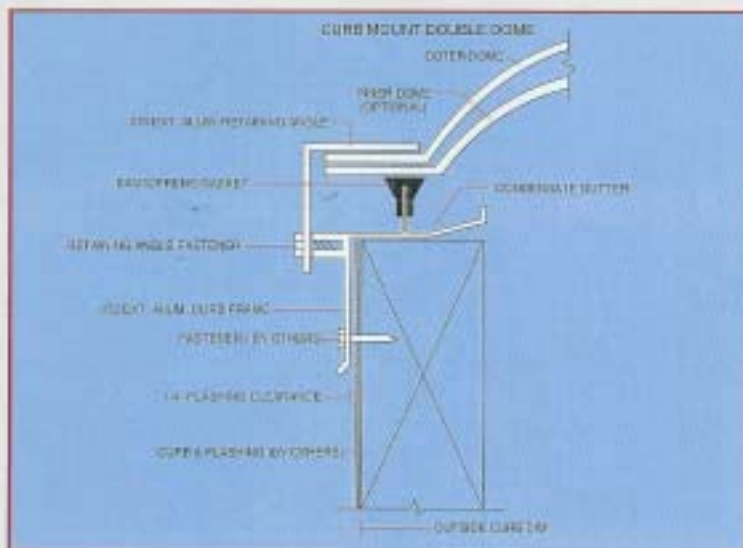
SIZE SELECTION CHART

Square			
Model #	Out Curb Dim.	Model #	Out Curb Dim.
CMG1818	17 1/4 X 17 1/4	CMG3636	36 X 36
CMG2424	24 X 24	CMG4848	48 X 48
CMG2626	25 1/4 X 25 1/4	CMG5050	49 1/4 X 49 1/4
CMG3434	33 1/4 X 33 1/4	CMG6060	59 1/4 X 59 1/4
Rectangle			
CMG1820	17 1/4 X 19 1/4	CMG2638	25 1/4 X 37 1/4
CMG1826	17 1/4 X 25 1/4	CMG2650	25 1/4 X 49 1/4
CMG1834	17 1/4 X 33 1/4	CMG2660	25 1/4 X 59 1/4
CMG1850	17 1/4 X 49 1/4	CMG2674	25 1/4 X 73 1/4
CMG1860	17 1/4 X 59 1/4	CMG2694	25 1/4 X 93 1/4
CMG1874	17 1/4 X 73 1/4	CMG3450	33 1/4 X 49 1/4
CMG2436	24 X 36	CMG3548	36 X 48
CMG2448	24 X 48	CMG3460	33 1/4 X 59 1/4
CMG2460	24 X 60	CMG3474	33 1/4 X 73 1/4
CMG2472	24 X 72	CMG3494	33 1/4 X 93 1/4
CMG2496	24 X 96	CMG5050	49 1/4 X 59 1/4
CMG2634	25 1/4 X 33 1/4	CMG5074	49 1/4 X 73 1/4

Curb Mount Glass is available in single pane or insulated double pane. Reference page 8 for glazing data.
Add letter I after G for insulated units.

Specifications: Insulated Glass skylights shall be Birdview's Model CMGD (size) as manufactured by Birdview Skylights, 201 Longhorn Rd., Fort Worth, Texas 76179. The skylight(s) shall be factory assembled unit(s), each consisting of insulated glass (specify tint and special coatings) glazing to support 40 PSF live load, with a .072 extruded aluminum frame and .070 extruded aluminum glazing retaining angle. Each unit shall have an integral 10 degree sloping condensate gutter with drainage slots to carry all moisture to the outside.
Glazing materials are not designed to support the weight of a person.

PLASTIC DOMED OR PYRAMID



SIZE SELECTION CHART

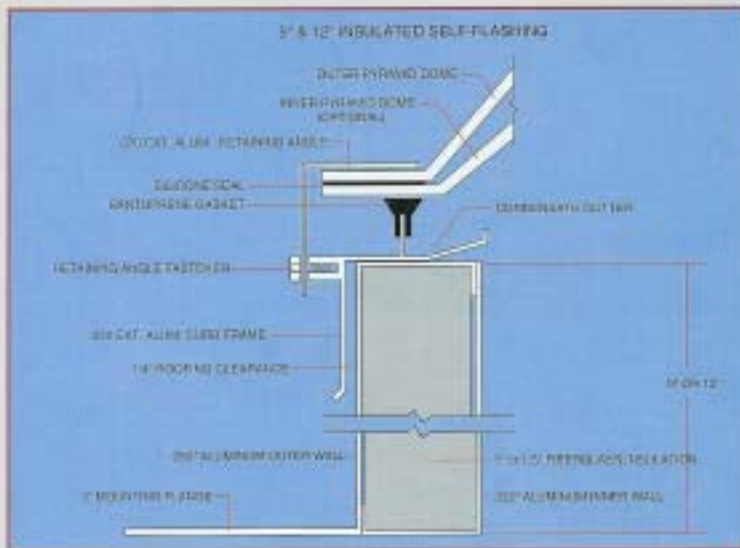

Square			
Model #	Out Curb Dim.	Model #	Out Curb Dim.
CM1818	17 1/4 X 17 1/4	CM4848	48 X 48
CM2424	24 X 24	CM5050	49 1/4 X 49 1/4
CM2626	25 1/4 X 25 1/4	CM6060	59 1/4 X 59 1/4
CM3434	33 1/4 X 33 1/4	CM7474	73 1/4 X 73 1/4
CM3636	36 X 36	CM9494	93 1/4 X 93 1/4
Rectangle			
CM1820	17 1/4 X 19 1/4	CM2660	25 1/4 X 59 1/4
CM1826	17 1/4 X 25 1/4	CM2674	25 1/4 X 73 1/4
CM1834	17 1/4 X 33 1/4	CM2694	25 1/4 X 93 1/4
CM1850	17 1/4 X 49 1/4	CM3450	33 1/4 X 49 1/4
CM1860	17 1/4 X 59 1/4	CM3648	36 X 48
CM1874	17 1/4 X 73 1/4	CM3460	33 1/4 X 59 1/4
CM2436	24 X 36	CM3474	33 1/4 X 73 1/4
CM2448	24 X 48	CM3494	33 1/4 X 93 1/4
CM2460	24 X 60	CM5060	49 1/4 X 59 1/4
CM2472	24 X 72	CM5074	49 1/4 X 73 1/4
CM2496	24 X 96	CM5094	49 1/4 X 93 1/4
CM2634	25 1/4 X 33 1/4	CM6074	59 1/4 X 73 1/4
CM2638	25 1/4 X 37 1/4	CM6094	59 1/4 X 93 1/4
CM2650	25 1/4 X 49 1/4	CM7494	73 1/4 X 93 1/4

Curb Mount plastic domed or pyramid style units are available in acrylic or polycarbonate plastic.
Reference page 8 for glazing data.
Add letter D after CM for double dome units.
Add letter P after CM for pyramid style units.

Specifications: Plastic (Dome or Pyramid) skylights shall be Birdview's model CM/CMD for double dome, CMP for pyramid) (size) as manufactured by Birdview Skylights, 201 Longhorn Rd., Ft Worth, Texas 76179. The skylight(s) shall be factory assembled unit(s), each consisting of (acrylic or polycarbonate) (dome or pyramids) made from Birdview's (tint over tint) material to support 40 PSF live load, with a .072 extruded aluminum frame and .070 extruded aluminum glazing retaining angle. Each unit shall have an integral 10 degree sloping condensate gutter with drainage slots to carry all moisture to the outside.
Glazing materials are not designed to support the weight of a person.

INSULATED CURB & THERMAL BREAK 9" OR 12" SELF - FLASHING

INSULATED CURB



SIZE SELECTION CHART

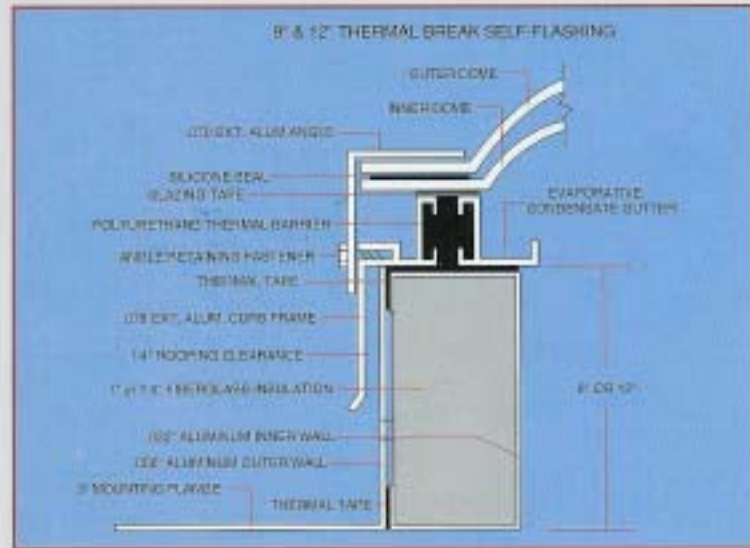
Square		Rectangle	
Model#	Roof Opening Dim.	Model#	Roof Opening Dim.
ISF2626	22 1/4 X 22 1/4	ISF2650	22 1/4 X 46 1/4
ISF3434	30 1/4 X 30 1/4	ISF2674	22 1/4 X 70 1/4
ISF5050	46 1/4 X 46 1/4	ISF2694	22 1/4 X 90 1/4
ISF6060	56 1/4 X 56 1/4	ISF3474	30 1/4 X 70 1/4
ISF7474	70 1/4 X 70 1/4	ISF3494	30 1/4 X 90 1/4
ISF8484	80 1/4 X 80 1/4	ISF5074	46 1/4 X 70 1/4
ISF9494	90 1/4 X 90 1/4	ISF5094	46 1/4 X 90 1/4

Insulated Self Flashing plastic domed or pyramid style units are available in acrylic or polycarbonate plastic. Reference page 8 for glazing data. Add the letter D after ISF for double dome units. Add the letter P after ISF for pyramid style units. Add the number 9 before ISF for 9" units. Add the number 12 before ISF for 12" units.

Specifications: Plastic (dome or pyramid) skylights shall Birdview's Model (size) (9ISF for 9" tall or 12ISF for 12" tall) (size) as manufactured by Birdview Skylights, 201 Longhorn Rd., Fort Worth, Texas 76179. The skylight(s) shall factory assembled unit(s), each consisting of (acrylic or polycarbonate) (domes or pyramids) made from Birdview's (tint over tint) material to support 40 PSF live load with .072 extruded aluminum glazing frame with 10 degree sloping condensate gutter with drainage slots to carry all moisture to the outside, and .070 extruded aluminum glazing retaining angle. Insulated (9" or 12") curbs shall house 1" thick fiberglass insulation between .032 aluminum inner wall and a .050 aluminum outer wall with 3" mounting flange ready for installation to roof deck.

Glazing materials are not designed to support the weight of a person.

THERMAL BREAK



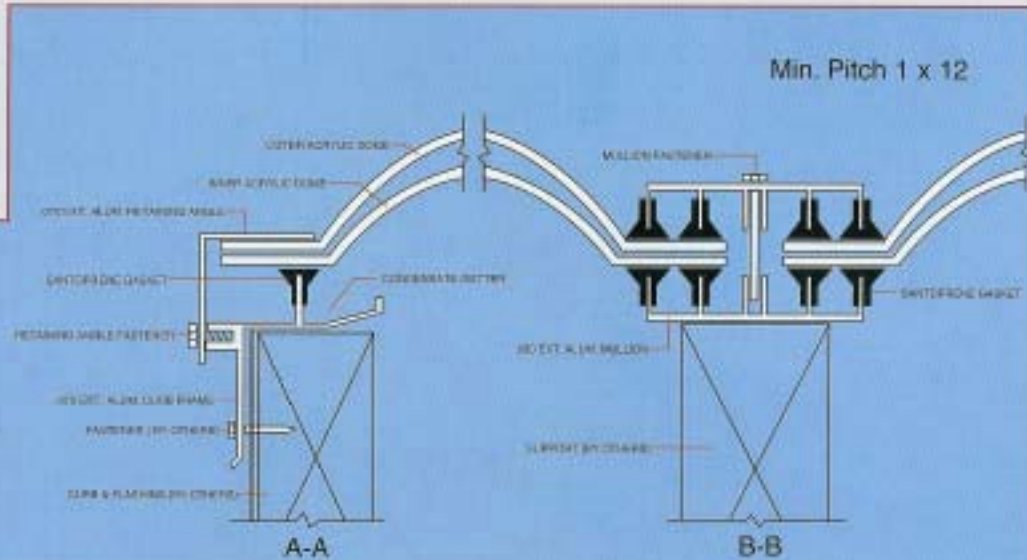
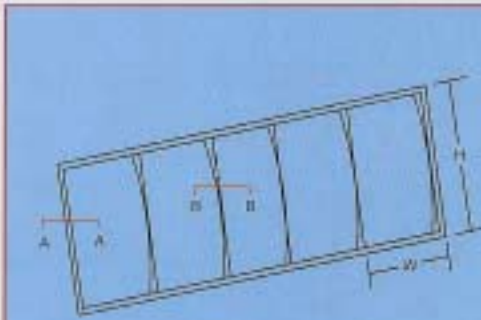

SIZE SELECTION CHART

Square		Rectangle	
Model#	Roof Opening Dim.	Model#	Roof Opening Dim.
TBSF2626	22 1/4 X 22 1/4	TBSF2650	22 1/4 X 46 1/4
TBSF3434	30 1/4 X 30 1/4	TBSF2674	22 1/4 X 70 1/4
TBSF5050	46 1/4 X 46 1/4	TBSF2694	22 1/4 X 90 1/4
TBSF6060	56 1/4 X 56 1/4	TBSF3474	30 1/4 X 70 1/4
TBSF7474	70 1/4 X 70 1/4	TBSF3494	30 1/4 X 90 1/4
TBSF8484	80 1/4 X 80 1/4	TBSF5074	46 1/4 X 70 1/4
TBSF9494	90 1/4 X 90 1/4	TBSF5094	46 1/4 X 90 1/4

Thermally Broken Insulated Self Flashing plastic domed or pyramid style units are available in acrylic or polycarbonate plastic. Reference page 8 for glazing data. Add the letter P after TBSF for pyramid style units. Add the number 9 before TBSF for 9" units. Add the number 12 before TBSF for 12" units.

Specifications: Plastic (dome or pyramid) Thermal Break skylights shall be Birdview's Model (9TBSF for 9" tall or 12TBSF for 12" tall) as manufactured by Birdview Skylights, 201 Longhorn Rd., Fort Worth, Texas 76179. The skylight(s) shall be factory assembled unit(s), each consisting of (acrylic or polycarbonate) (domes or pyramids) made from Birdview's (tint over tint) material to support 40 PSF live load with .078 extruded aluminum glazing frame with polyurethane thermal break to prevent condensation on interior portions of aluminum frame and .070 extruded aluminum glazing retaining angle. Each unit will have an evaporative condensate gutter with no weep holes to prevent air infiltration and exfiltration. Insulated (9" or 12") curbs shall be constructed of double wall corrosion resistant aluminum .032 inner and .050 outer walls connected at top and bottom with thermal barriers. Units shall have 3" mounting flange ready for installation to roof deck. Glazing materials are not designed to support the weight of a person.

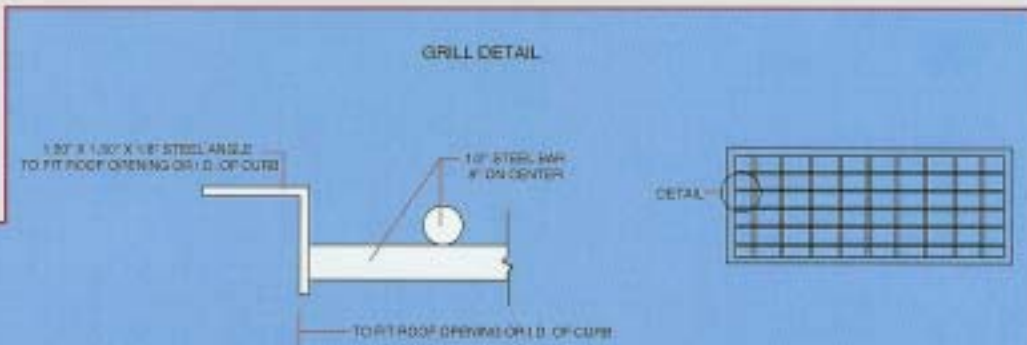
TANDEM UNITS



SIZE SELECTION CHART

Single Glazed	Double Glazed	Dimension W	Dimension H	Single Glazed	Double Glazed	Dimension W	Dimension H
T24	TD24	24"	varies	T60	TD60	60"	varies
T36	TD36	36"	from 24"	T72	TD72	72"	from 24"
T48	TD48	48"	to 120"	T96	TD96	96"	to 120"

SECURITY/SAFETY GRILLS




SIZE SELECTION CHART

Model#	Inside Curb or Roof Opening Dim.	Model#	Inside Curb or Roof Opening Dim.
SSG2626	22 1/4 x 22 1/4	SSG2650	22 1/4 x 46 1/4
SSG3434	30 1/4 x 30 1/4	SSG3450	30 1/4 x 46 1/4
SSG5050	46 1/4 x 46 1/4	SSG5064	46 1/4 x 90 1/4

Specifications: Steel Security / Safety Grills shall be Birdview Model (SSG) (size) as manufactured by Birdview Skylights, 201 Longhorn Rd., Ft Worth, Texas 76179. The perimeter frame shall be 1 1/2" x 1 1/2" x 1/8" steel angle, with 1/2" solid steel bars welded at 8" centers across both directions. Grills shall be red oxide primed and pre-drilled for 1/4" lag bolts for mounting on curb or roof opening.

CUSTOM SHAPES AVAILABLE



TECHNICAL DATA

GLASS GLAZING OPTIONS

Lighting/ Solar Table for Standard Insulated Glass

	Vis. Light Trans.	Solar Trans.
Clear	87 %	71 %
Bronze	62 %	54 %
Grey	55 %	53 %

For Comfort E (low E)

	Vis. Light	Solar Trans.
Clear	77 %	66 %
Bronze	58 %	51 %
Grey	53 %	49 %

ACRYLIC GLAZING OPTIONS

Lighting table: Standard Colors

Acrylic	Vis. Light	Solar Trans.
Clear	92 %	85 %
2412 Bronze	27 %	35 %
2447 White	56 %	56 %

(Many additional custom colors are available upon request)

POLYCARBONATE GLAZING OPTIONS

(based on 1/8" thick material)

	Vis. Light	Solar
Clear	86 %	89 %
Bronze	27 %	35 %
Grey	50 %	60 %
White	56 %	56 %

CONDENSATION

Under certain conditions of high humidity and large temperature differentials, it is possible for condensation to occur on the metal and plastic surfaces. Double glazing will usually reduce the occurrence of condensation but will not totally eliminate it.

NOTE: Due to the nature of plastic glazing material, noises from expansion and contraction may be noticed from time to time and these noises will dissipate with time.

Consult Manufacturer Prior to Cleaning

FRAME FINISH OPTIONS

Paint supplied will be in-house air dry enamel. Standard colors include: dark bronze, white, black. Unlimited non-standard colors are available upon request, at additional charge.

Anodizing is available in light, medium dark bronze, or clear. Other anodize colors quoted on request.

STANDARD PRODUCT WARRANTY

Birdview Skylights' products are warranted to the original purchaser for a period of five years from date of shipment against defects in material or workmanship, provided that such products are installed in accordance with Birdview Skylights' installation instructions. The liability of Birdview Skylights under this warranty shall not exceed the original purchase price of the defective unit exclusive of shipping expense and installation cost. This warranty is voided if the purchaser makes any alteration to the structure or finish of the product. Birdview Skylights reserves the right to replace or repair the unit at its option. To make a claim, contact your supplier with a written statement of the defect encountered. On all claims Birdview Skylights reserves the right to visually inspect the product and its installation. This warranty gives you specific legal Rights. You may also have other rights which vary from state to state. This is a manufacturers warranty made by Birdview Skylights, Fort Worth, Texas. Extended Warranty - available upon request to meet specific project requirements.

Birdview Skylights reserves the right to discontinue or change any product without prior notice. Drawings in this brochure are not to scale. Please consult manufacturer for scaled drawings.

BIRDVIEW SKYLIGHTS

201 LONGHORN ROAD
FORT WORTH, TX 76179
phone: 817-439-9266
fax: 817-232-8468